


MERRY KAR'MAS

OPOPANAKI!




ASSEMBLY INSTRUCTIONS FOR YOUR SECRET KAR'MAS GIFT

1. ACQUIRE ALCOHOL
2. CONSUME ALCOHOL
3. POUR A FURTHER GLASS

4. OPEN BAG 1:

BAG ONE

IT'S A THING



5. OPEN BAG 2

BAG TWO

BACKDROP WITH MOON




HIDDEN BIT THAT GOES IN THE MIDDLE



BACKDROP WITH STARS



6. PLUG THE BACKDROP WITH MOON ONTO
THE BASE



7. PLUG THE HIDDEN BIT THAT GOES IN THE MIDDLE ONTO THE CORNER NEXT TO THE BACKDROP WITH MOON




8. PLUG IN BACKDROP WITH STARS ON THE
ADJACENT SIDE

9. OPEN BAG B

BAG THREE


SPACE BUILDING

- VIEW FROM THE BOTTOM




SPACE BUILDING

- VIEW FROM THE TOP




10. REASSEMBLE SHATTERED BUILDING (IF
WRECKED IN TRANSIT)...

11. PLUG THE SPACE BUILDING INTO THE TWO STUDS RIGHT IN THE CORNER WHERE THE BACKDROP IS (Y'KNOW, THESE INSTRUCTIONS ARE IN A TERRIBLE ORDER)



12. LIKE THIS (IF YOU HADN'T ALREADY PUT
THE BACKDROPS ON...)



13. OPEN BAG 4

BAG FOUR


ROCKET SHIP



14. PLUG THE BLACK ROD INTO THE HOLE ON THE BACKDROP WITH STARS:



15. RETURN THE BUILD TO ITS NORMAL
ORIENTATION



16. PLUG THE USB CABLE INTO SOME KIND OF
POWER SOURCE



17. YOU'VE BUILT THE LEGO VERSION OF
YOUR AWESOME SCI-FI ILLUSTRATION!

